



Basic Totem.

Slim. Versatile. Designed for Modern Environments.

modulex

www.modulex.com

Introducing the Interior & Exterior Basic Totem.

The Basic Totem is a sleek, minimalist signage solution engineered for both interior and exterior applications.

Manufactured in at our flagship factory in Billund, Denmark, it combines clean lines, a refined silhouette, and the flexibility to support a wide range of graphic treatments.

Ideal for guiding visitors, reinforcing brand identity, or complementing architectural spaces, the Basic Totem allows you to add text, symbols, or tactile elements anywhere on its surfaces, giving you full control over the design. Its durable construction and thoughtful design make it a reliable choice for projects that require clarity, elegance, and functional signage solutions.

With its sleek aluminum body, the totem can be painted in any color, from subtle neutrals to bold brand tones. Every unit is produced using ISO 14001 certified processes, ensuring resource-efficient manufacturing and reduced environmental impact.




Design & Specifications.

The Basic Totem features flat faces that can be customised with multiple graphic techniques, allowing you to choose the level of detail, texture, or contrast your project requires.

> Graphic & Text Options:




Vinyl Applications



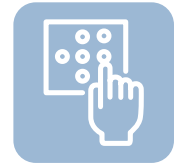
Printed Foil



Direct UV Printing



Raised Lettering



Braille Printing


> Available Sizes (WxH):

- **Small:** 180x900 mm (7x35")
- **Medium:** 180x1300 mm (7x51")
- **Large:** 180x1800 mm (7x71")
- **Extra Tall:** 180x2000 mm (7x79")

All totems have a consistent depth of 40 mm (1.6"). These four modular heights make it easy to design signage families across a site.



> Installation Option:



Foot with optional etronit cover plate, painted to match or complement the totem.

Cover plate size: 300x160 mm (12"x6"), 25 mm (1") thick.

Why Basic Totem?



Slim, Modern Design: A refined silhouette that enhances contemporary architecture and interior spaces.



Customisable Graphics: Multiple techniques from vinyl and UV printing to raised lettering and Braille allow you to tailor the look to your project.



Flexible Sizes: Four modular heights make it simple to create cohesive signage families across any environment.



Durable & Sustainable: High-quality aluminum construction and ISO 14001 certified processes ensure long-term performance with reduced environmental impact.



The Basic Totem combines thoughtful design, robust materials, and responsible production to deliver a signage solution that performs beautifully in any environment. Its slim profile, flexible sizing, and wide range of graphic options make it adaptable to every project from workplace environments to cultural institutions, education campuses, healthcare facilities, and public spaces.

Designed and produced in Denmark, the Basic Totem reflects Modulex's commitment to quality, innovation, and sustainability. It offers a reliable, aesthetically refined choice for projects that require durability, clarity, and a modern visual presence.